



Project _____
 AIA # _____ SIS # _____
 Item # _____ Quantity _____ C.S.I. Section 114000



LXGeR-ADA *advansys* ENERGY RECOVERY Undercounter



LXGeR-ADA



STANDARD FEATURES

- + ADA compliant – compact 31" unit height fits easily under 34" ADA countertops
- + .62 gallons of water per rack
- + Steam elimination and Energy Recovery
- + Low chemical alert indicators
- + Sense-A-Temp™ booster heater capable of 70° rise
- + Soft start
- + Chemical pump “auto-prime”
- + Advanced service diagnostics
- + Clogged wash arm sensing
- + Single, cold water connection
- + Custom cycle selection – light, normal
- + Automated delime cycle – includes booster deliming
- + Deep drawn stainless steel tank
- + Microcomputer, top mounted controls with advanced digital cycle/temperature display
- + Revolving upper and lower anti-clogging wash arms
- + Snap-in revolving upper and lower rinse arms
- + Removable stainless steel scrap screen
- + Corrosion resistant pump
- + Energy saver mode
- + Automatic pumped drain
- + 12" door opening
- + Dirty water indicator
- + Automatic fill
- + Detergent, rinse aid and delime pumps standard
- + Electric tank heat
- + One dishrack – standard 20" x 20"
- + Customizable “advansys” button to select favorites function
- + Auto clean cycle washes down inside of machine at shutdown

SPECIFIER STATEMENT

Specified unit will be NSF rated, ADA compliant Advansys undercounter with hot water sanitation utilizing a cold water supply only and energy recovery. Features 30 or 24 racks per hour, .62 gallons per rack, soft start, auto clean, auto chemical sensing, LED temp and operator display, service diagnostics, detergent, rinse aid and delime pumps. Constructed of stainless steel.

1-year parts and labor warranty.

OPTIONS & ACCESSORIES (Available at extra cost)

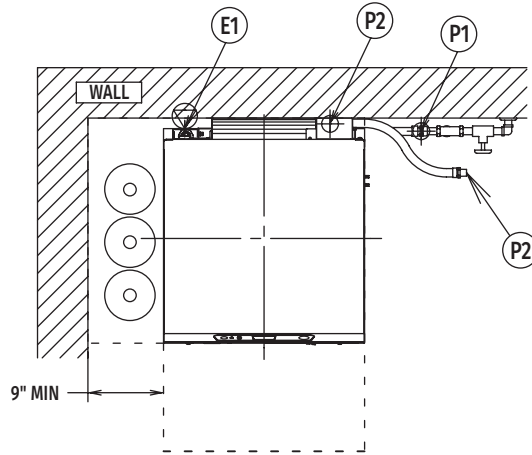
- Power cord kits
- DWT-LXe drain water tempering kit – to comply with plumbing codes
- Splash reduction panels
- Wine rack
- Door lock (field installed)
- External casters

LXGe SERIES – LXGeR-ADA *advansys* ENERGY RECOVERY

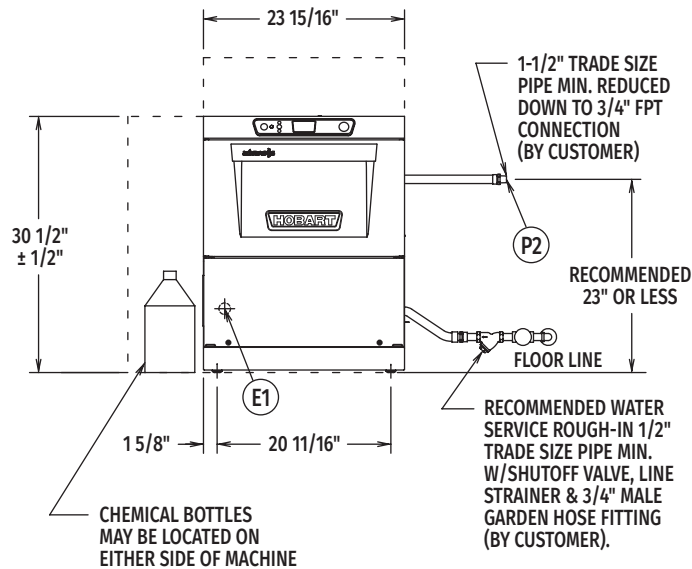
Approved by _____ Date _____ Approved by _____ Date _____



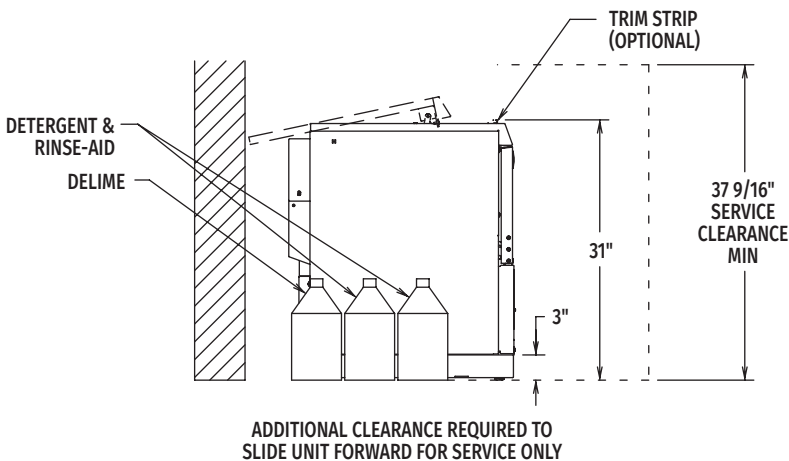
LXGeR-ADA advansys ENERGY RECOVERY Undercounter



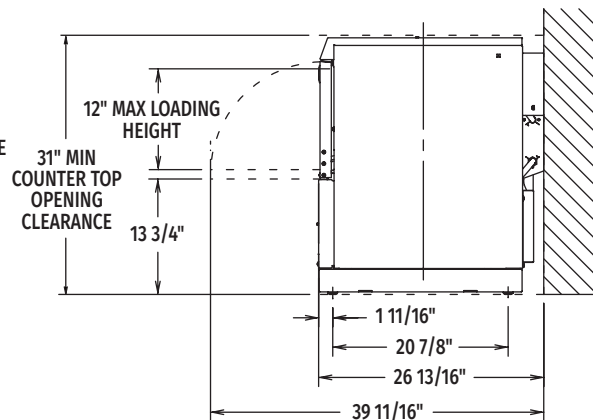
Top View



Front View



Left Side View



Right Side View

MODEL:
LXGeR FOOT
00-950418
REV C



LEGEND

Electrical Connections	
E1	Electrical connection: 1-3/8" dia. hole for 1" trade size conduit; 4-1/2" AFF.
Plumbing Connections	
P1	Single fill and rinse connection: 3/4" female garden hose fitting on 6' long hose supplied with machine; 55-85°F (cold) recommended for LXGeR.
P2	Drain connection: 5/8" barb fitting with 6' long hose supplied with machine.

WARNING: Plumbing and electrical connections should be made by qualified personnel who will observe all the applicable plumbing, sanitary, safety codes and National Electrical Code.

Required flowing pressure to the dishmachine is 15-65 PSIG. If pressures higher than 65 PSIG are present, a pressure regulating valve must be installed in the water line to the dishmachine (by others).

Pressure gauge not required on pumped rinse machines.

(E1) STANDARD ELECTRICAL OPTIONS

Tank Heat, Booster, Pump & Controls			
Voltage	Rated Amps	Minimum Supply Circuit Ampacity	Maximum Protective Device
120/208-240(3W)/60/1*	30.5	40	40

NOTE: For supply connections, use copper wire only rated at 90°C minimum.

*This system requires three power wires which includes a current carrying neutral, an additional fourth wire must be provided for machine ground.

Accessory cord kit available for all models.

Dishmachine not provided with internal GFCI protection.

SPECIFICATIONS

Capacities

Cycle Time (seconds)	Light 120 / Normal 146
Racks per Hour	Light 30 / Normal 24
Tank Capacity – Gallons	2.9

Motor Horsepower

Wash	.085
Rinse	0.19

Water Consumption

U.S. Gallons per Rack (maximum use)	0.62
U.S. Gallons per Hour (maximum use)	14.0
Peak Drain Flow – U.S. Gallons per Minute	4.0

Temperatures °F

Wash	150
Rinse	180
Incoming Water Temperature (minimum recommended)	55-85

Heating

Tank Heat, electric (kW)	1.8
Electric Booster (kW)	4.9

Standard 20" x 20" Rack

Flat	.1
Peg	.1

Shipping Weight (approximate)170 lbs.

Crated Dimensions34³/₈"W x 23¹⁵/₁₆"L x 26¹³/₁₆"H

Heat Output, BTU/Hour	
Latent	Sensible
1,100	2,000